





















Tile Cutting Options

- Standard Cut Material
- Premium Cut Material (Additional Fees Apply)

Category	Standard	Premium	Additional Fees
Sheet Size	Up to 36"	Over 36"	\$1.50/sq ft
Thickness	3/8" material	Over 3/8" up to 2 cm	\$2.00/sq ft

Standard Tile Cut Sizes Available

Tile Size	Metric Size	Cut Example	Tile Size	Metric Size	Cut Example	Tile Size	Metric Size	Cut Example
1" x 1"	25mm x 25mm		2" x 12"	Nominal		4" x 12"	Nominal	
1" x 2"	25mm x 48mm		3" x 3"	75mm x 75mm		6" x 12"	Nominal	
1" x 4"	25mm x 98mm		3" x 6"	75mm x 150mm		3" x 24"	Nominal	
1" x 12"	Nominal		3" x 9"	75mm x 220		4" x 24"	Nominal	
2" x 2"	48mm x 48mm		3" x 12"	Nominal		6" x 24"	Nominal	
2" x 4"	48mm x 98mm		4" x 4"	98mm x 98mm		12" x 12"	Nominal	
2" x 6"	48mm x 150mm		4" x 8"	98mm x 196mm				




Material Requirements

- A minimum of 25% to 35% additional material is required to cover waste and potential cracking.
- **Example:** For 20 square feet of material, provide 25 to 27 square feet.
- Nominal sizing ensures that final pieces are based on the original material to minimize waste.

Bullnose and Miter Options

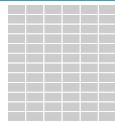

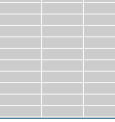



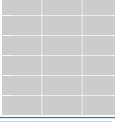




Feature	Standard Options
Min Tile Width	2"
Max Tile Length	36"
Thickness	Up to 2 cm

Options Available:

- Full Bullnose 
- Half Bullnose 
- Miter 

Orders typically have a 2-3 week lead time. Expedited options are available for an additional \$5.00/sq ft. Contact the orders department for details. For orders over 200 sq ft, please consult the orders department for an accurate lead time.

Mesh Molds Available

Mold Type	Grout Size	Tile Size	Tile Count	Sheet Size	SF per Sheet	Mesh Example
1" x 2" Straight Set	1/16"	25mm x 48mm	33 Tiles	11.61" x 11.73"	0.95	
1" x 2" Brick Set	1/16"	25mm x 48mm	72 Tiles	11.73" x 12.67"	1.03	
1" x 4" Straight Set	1/16"	25mm x 98mm	36 Tiles	11.61" x 11.73"	0.95	
1" x 4" Brick Set	1/16"	25mm x 98mm	36 Tiles	11.61" x 11.73"	0.95	
XL Herringbone	1/16"	25mm x 95mm	32 Tiles	11.5" x 12"	0.95	
2" x 2" Straight Set	1/8"	48mm x 48mm	36 Tiles	12" x 12"	1	
2" x 4" Straight Set	1/16"	48mm x 98mm	18 Tiles	11.73" x 11.73"	0.95	
2" x 4" Brick Set	1/16"	48mm x 98mm	18 Tiles	11.73" x 11.73"	0.95	
3" x 3" Straight Set	1/16"	75mm x 75mm	16 Tiles	12" x 12"	1	
4" x 4" Straight Set	1/8"	98mm x 98mm	9 Tiles	11.81" x 11.81"	0.97	
1" x 12" Straight Set	1/16"	25mm x Nominal	12 Tiles	12" x Nominal	0.95	

Custom and Specialty Molds

- * Any other meshed sheets not listed above require a custom quote and may incur an additional fee for hand-laying and custom cuts.

Orders typically have a 2-3 week lead time. Expedited options are available for an additional \$5.00/sq ft. Contact the orders department for details. For orders over 200 sq ft, please consult the orders department for an accurate lead time.